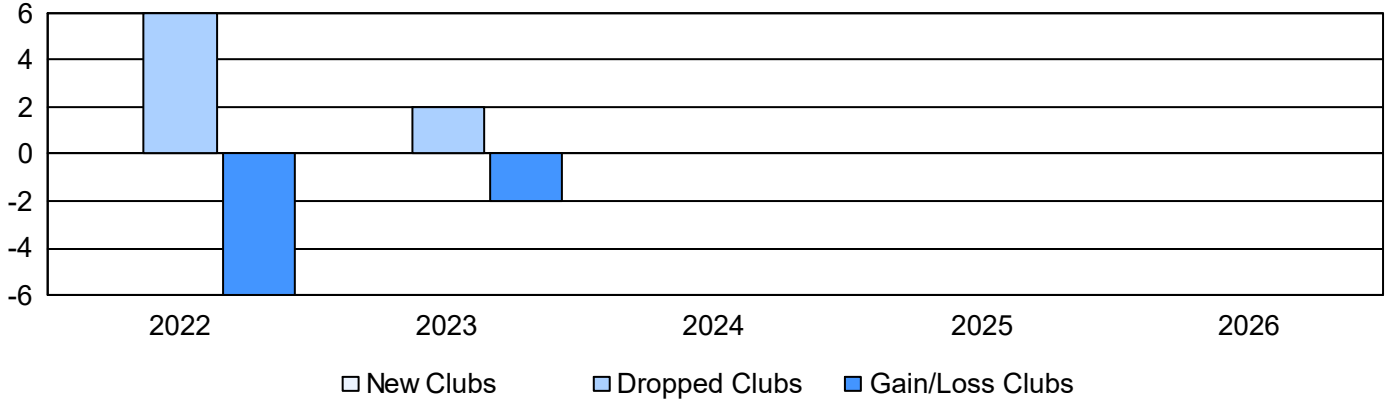
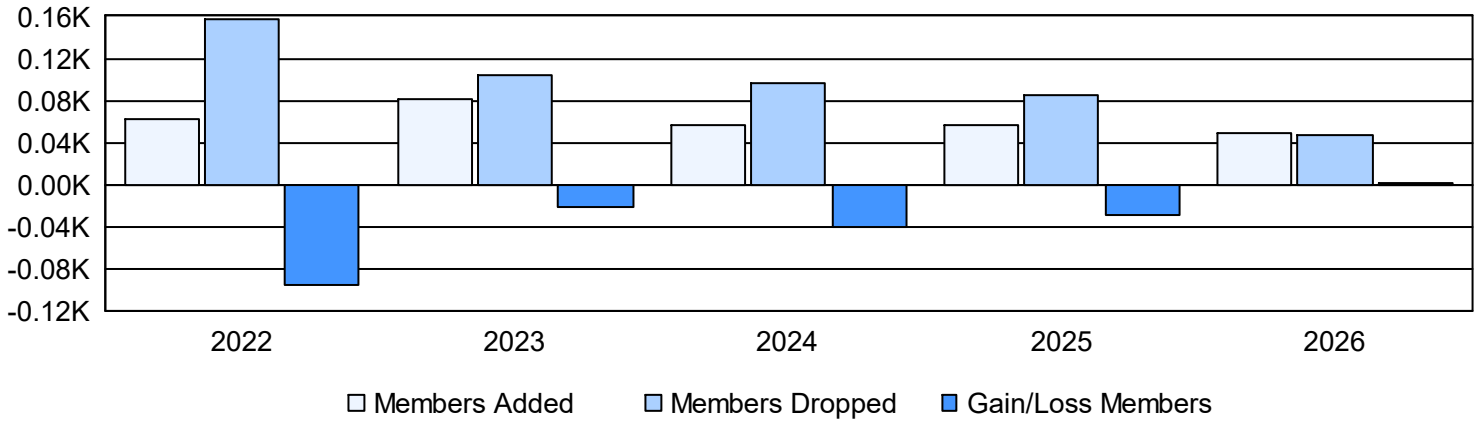


Year	New Clubs	Dropped Clubs	Gain/ Loss Clubs	New Members	Charter Members	Reinstate Members	Transfer Members	Total Member Added	Total Members Dropped	Gain/ Loss Members
2021-2022	0	6	-6	57	0	5	1	63	158	-95
2022-2023	0	2	-2	69	0	2	11	82	104	-22
2023-2024	0	0	0	55	0	1	1	57	97	-40
2024-2025	0	0	0	46	0	5	5	56	85	-29
2025-2026	0	0	0	46	0	1	1	48	46	2
Average	0	2	-2	55	0	3	4	61	98	-37

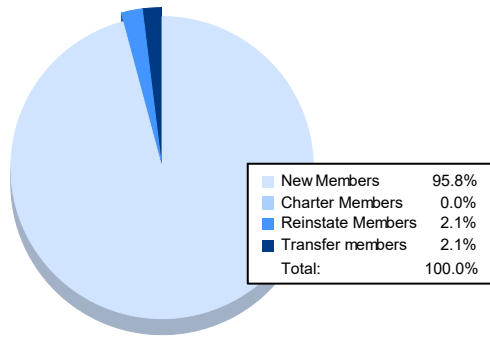
Clubs



Members



Membership Composition May 2026 Cumulative



Gender Composition May 2026 Cumulative

